



NEROLAC

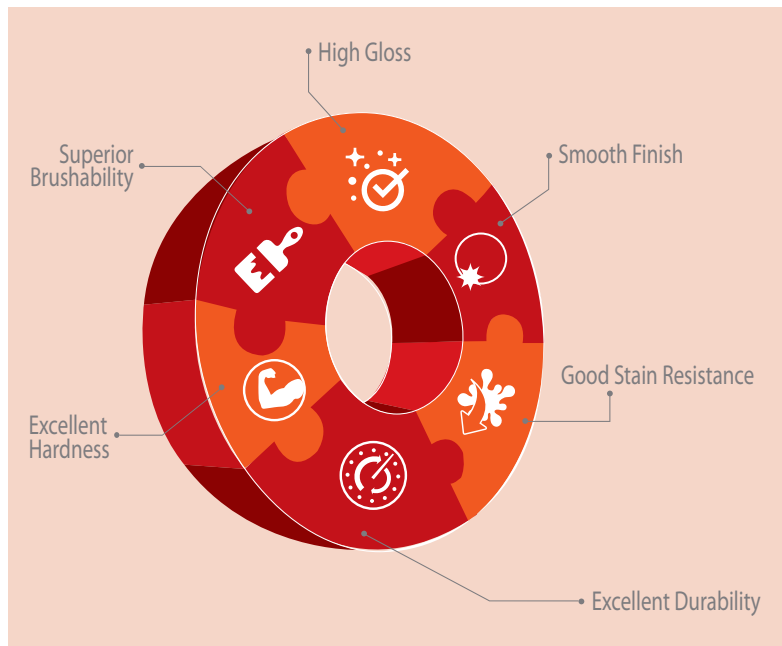
SYNTHETIC ENAMEL

HI - GLOSS FINISH

PRODUCT DESCRIPTION

Nerolac Synthetic Enamel is a time tested and proven. high quality solvent based hi-gloss enamel. It is formulated with the best quality opacifying and light fast pigments, which ensures better hiding and durability. It is recommended for suitably primed interior and exterior wood, metal and walls.

PERFORMANCE FEATURES & BENEFITS



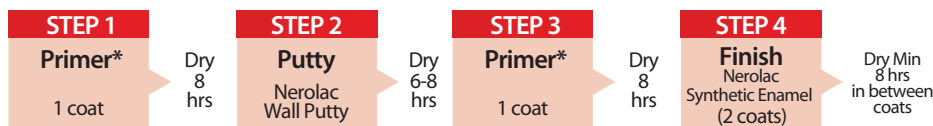
SURFACE PREPARATION

- 1 Ensure the surface is clean, dry and free from all defective or poorly adhering material, dirt, grease, wax etc.
- 2 Remove all loose or poorly adhering materials by rubbing down using suitable abrasive paper and thereafter wipe off.
- 3 Apply a coat of suitable Primer followed by Putty (If required) to level the dents and make the surface uniform. Apply again a coat of suitable Primer. Then apply two coats of Nerolac Synthetic Enamel.

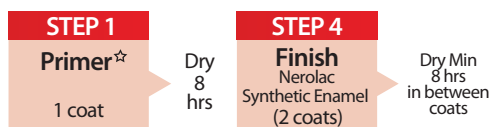
RECOMMENDED USAGE

It is recommended for all suitably primed interior and exterior wooden, masonry and metal surfaces, where high standard of durability is expected.

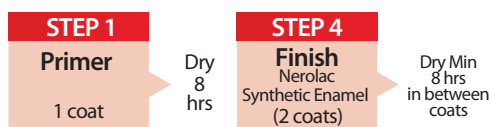
RECOMMENDED SYSTEM FOR APPLICATION FOR MASONRY SURFACES



FOR METAL SURFACES



FOR WOODEN SURFACES



Sand the surface with Emery Paper and wipe clean before application of subsequent coats.

★ Nerolac Red Oxide Metal Primer / Goody Red OXIde Metal Primer.

TECHNICAL DATA



COVERAGE**

155 - 165 sq. ft / ltr / coat.



DRYING TIME

Surface Dry : 45 min
Tack Free: 4 hrs



RECOATING

Min. 8 hrs. (@27°± 2°C &RH 60 ± 5%)



THINNING

Upto 25% by volume using Nerolac Thinner



FLASH POINT

Not below 30° C



STABILITY OF THINNED PAINT

Use within 24 hrs



GLOSS LEVEL

Glossy

**Actual coverage may vary depending on Method & Condition of Application, Surface Roughness & Shade.

PRECAUTIONS



- 01) Refer to the MSDS for "Nerolac Synthetic Enamel" for safety measures & precautions.
- 02) Store in well ambient conditions, ventilated locations & away from sources of ignition and fire.
- 03) Keep away from children.
- 04) In case of eye / skin contact, wash with plenty of water.
- 05) Inhalation / Injection is dangerous. In either case, move to fresh air & consult a medical practitioner.
- 06) Do not apply when ambient temperature might drop to a level below 10°C within 4 hrs of application.
- 07) New plaster should be allowed to cure for minimum 12 weeks.
- 08) Avoid extra thinning for better results.
- 09) Do not use universal stainers. Stir well paint before application.
- 10) The container must be tightly closed when not in use. Stir well and strain before use.
- 11) Use safety equipment like rubber or polythene gloves, safety goggles I glasses & face mask.

SAFETY FEATURES:



Flammable.

PACK SIZES:



0.45 Ltr, 0.91 Ltr, 3.64 Ltr & 18.2 Ltrs.

COLOR:

As per Nerolac Goody Synthetic Enamel
Shade Card & Color Scapes Fandek.

NO. OF SHADES POSSIBLE:

More than 1450.

